



Teflon with integral Firesleeve 124J

Teflon with nylon chafe guard 124K

Teflon 124

Teflon 124 with firesleeve

Rubber with aluminum fittings 156

Rubber with aluminum fittings 156F firesleeved

Rubber with internal steel braid 111

Rubber with internal steel braid 111F Firesleeved

low pressure 193

124 J

Top of the line hose. Teflon with integral firesleeve and stainless fittings. Meets TSO C53a Type D. The highest temperature rating. Typical usage is fuel and oil.

124K

Teflon hose with nylon chafe guard. Limited size availability.

124

Teflon hose used for fuel, oil, and some low pressure hydraulics. TSOI C53a Type C

124F

Same as above but with firesleeve. TSO C53a Type D

156

Lightweight rubber hose with stainless braid and aluminum fittings. Used for fuel and oil. Although we do not recommend this hose for fuel.

156F

Same hose as above but with firesleeve. TSO C53a Type C

111

Traditional hose used on aircraft.

Rubber with internal steel braid and outer chafe covering. TSO C53a Type A Used for fuel, oil, and medium pressure hydraulic.

111F

Same as above but with firesleeve. TSO C53a Type B

193

Low pressure rubber hose used in the -2 and -3 as a gage line for fuel and oil instruments.

# Select your hose size



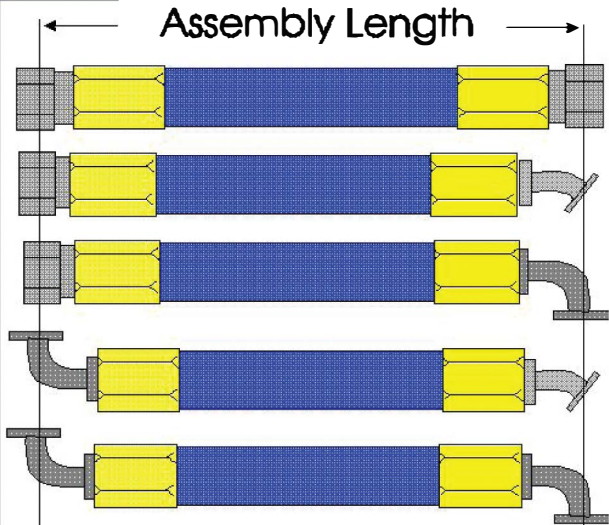
Measuring "B" nut thread size

Dash Size	Typical Wrench Size "B" nut	Thread Size "B" nut
-2		5/16
-3	1/2 or 7/16	3/8
-4	9/16	7/16
-5	5/8	1/2
-6	11/16	9/16
-8	7/8	3/4
-10	1	7/8
-12	1-1/4	1-1/16

There is no standard relationship between hose dash size and internal hose diameter.

## Select your hose length

length example: 40 2/8 40 inches and 2/8 inch









Hoses assembly length is measured from end of nipple to end of nipple, or flare to flare. This is the same as connection length (the distance between connections). Length is stated in inches and 1/8 inch.

The shorter the hose the more accurate the length. A one inch mistake on a 60 inch hose is less a problem than a one inch mistake on a 4 inch hose.

Select your fitting type


style of fitting may be different than pictured. Just the angle style is depicted.

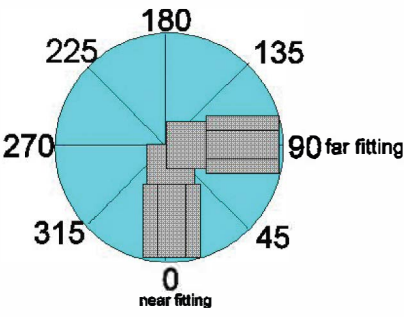
Left Hand Fitting	Right Hand Fitting
 _____straight	 _____straight
 _____ 90 degree	 _____ 90 degree
 _____ 45 degree	 _____ 45 degree

Select your hose twist angle - Skip unless both fittings are angle fittings

When both fittings on a hose are angled fittings and the fittings go off in different directions, the angular relationship between fittings is termed the compound twist angle. Twist angle is determined by the number of degrees between the fittings. Point the fitting closest to you toward the floor. Extend the hose out away from your body. Compare the direction that the far fitting is pointing to the chart to the left.

The twist angle on the hose above is 270 degrees.





Direction (Degrees)	Fitting Position
0	near fitting
45	
90	far fitting
135	
180	
225	
270	far fitting
315	

Fill in the box below

Hose Type		124J, 124K, 124, 124F, 156, 156F, 111,111F, 193, 193F
Hose Size		-2, -3, -4, -5,-6,-8,-10,-12,-14-,16
Hose Length		inches and 1/8 inch
Fitting Type		straight-straight, straight to 45, straight to 90, 45 to 45, 90 to 90
Hose Twist Angle		degrees. if using two angled fittings